

Excitement in the Air: The Energy Revolution

Prof. Itai Sened, Chair, Department of Public Policy,
Founding Head of the School of Social Studies and Sustainability
Head of the Boris Mints Institute for Strategic Policy Solutions to Global Challenges
Tel Aviv University, Tel Aviv, Israel

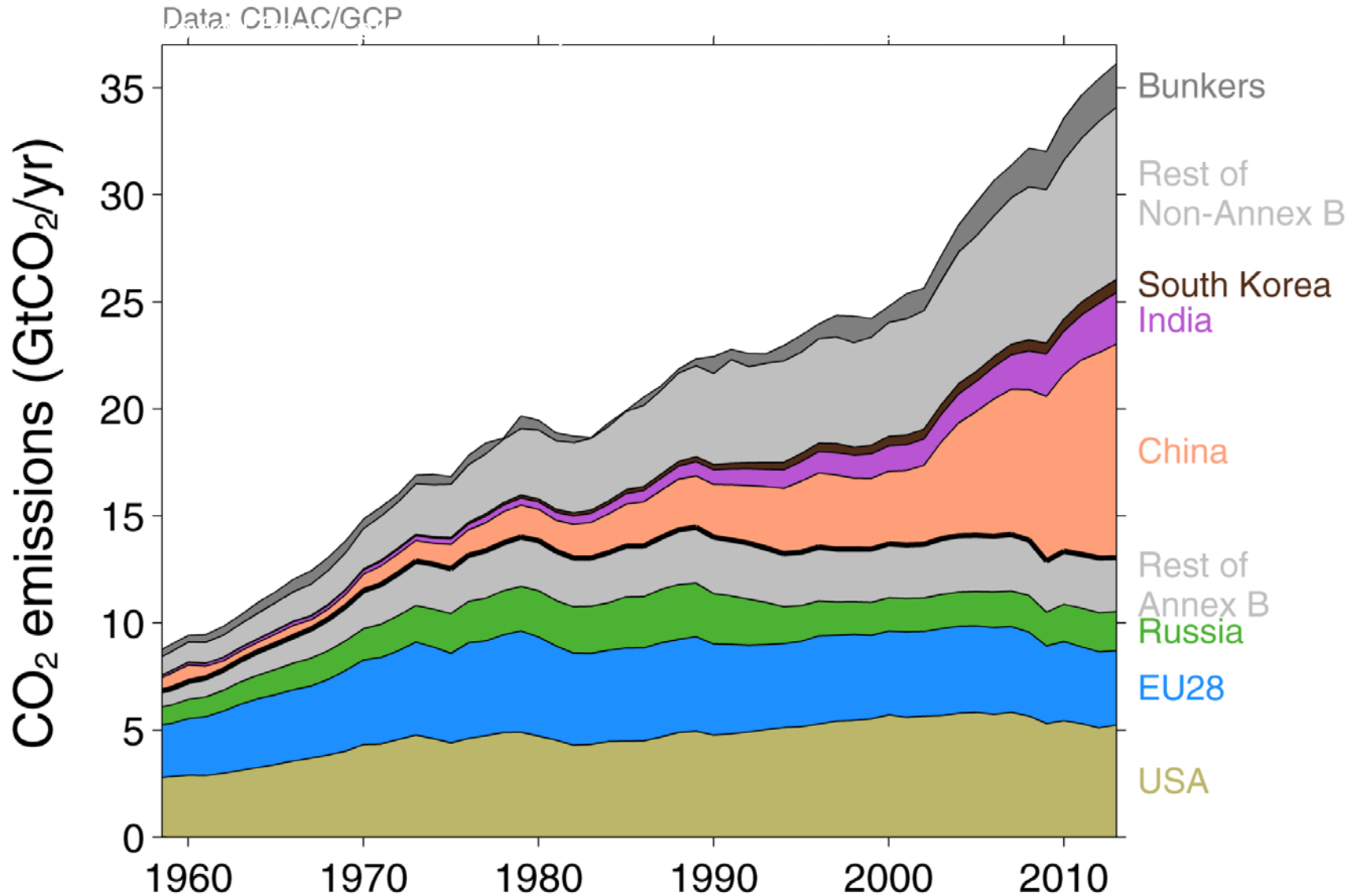
Prepared for the Presentation as opening remarks for the TAU-UCI September 20-23 Workshop, 2016

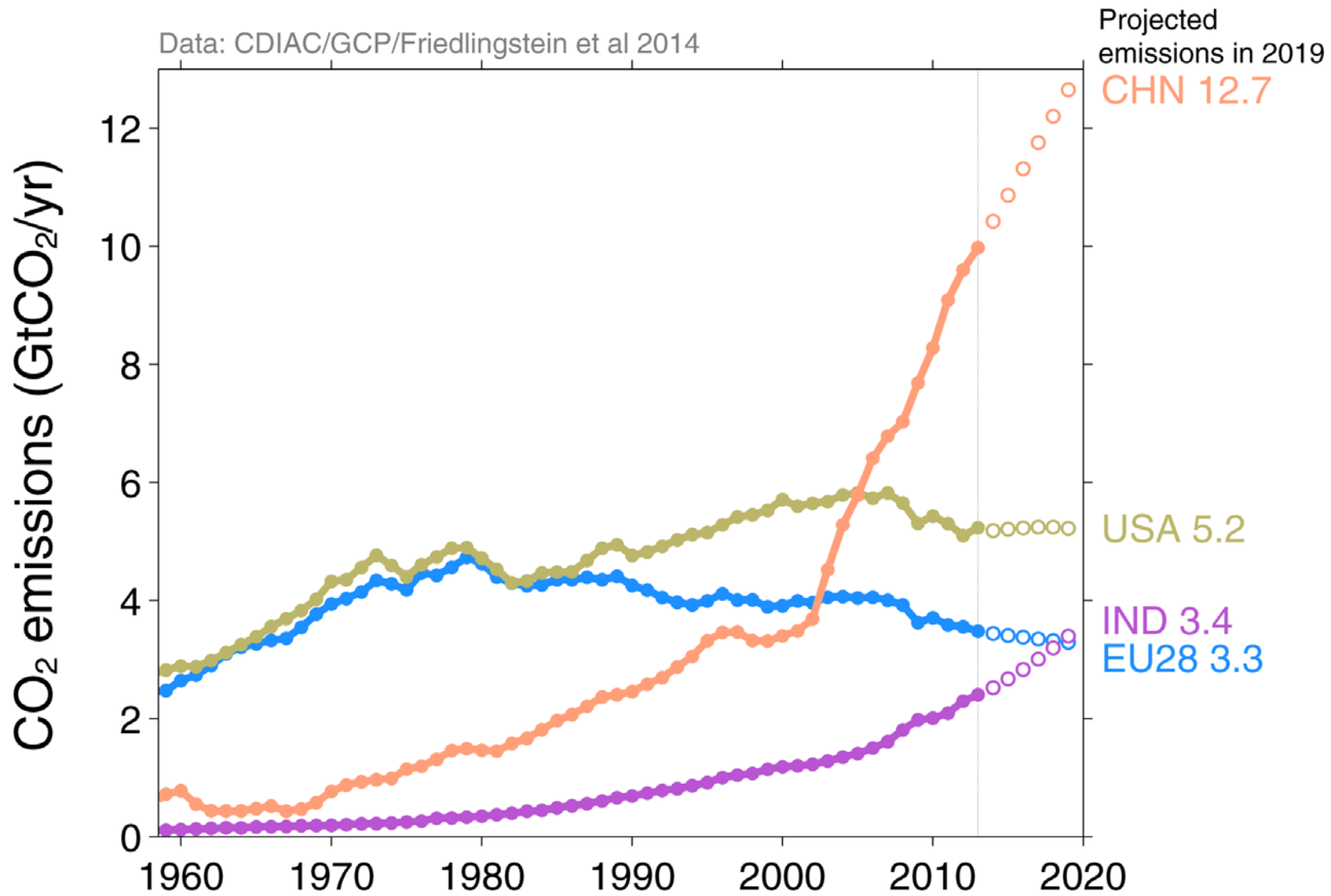
Prepared by the TAU Public Policy Renewable Energy Policy Lab with the Generous Support of the
Boris Mints Institute for Strategic Policy Solutions to Global Challenges

The Global Challenge

- We know that something is not working here
- The puzzle is striking: global warming is already affecting the lives of millions and will dramatically change the lives of virtually all of us within our life expectancy.
- Millions die every year as a result of fossil fuel related pollution
- Renewable energy is by now competitive, price wise, with most modes of fossil fuel generated energy.
- Renewable energy is not polluting and it is the only way to stop global warming. **Energy Saving and Recycling are problematic policy solutions in more ways than one.**
- Renewable energy technology is readily available
- And yet, the market is not investing more ... or, to be more accurate, it is not investing everything it's got in renewable to get this whole issue done and over with.
- Hence a Global Challenge

Source: Global Carbon Project, 2013 data





Recycling is not a good policy solution: GHG

Emissions Of Virgin And Recycled Material
Production (Kg CO₂eq / kg)

Material	Virgin	Recycled	Factor
Aluminum cans	12.94	1.03	12.6
Steel cans	2.82	0.99	2.8
Copper wire	7.41	6.09	1.2
Glass	0.48	0.33	1.5
HDPE	1.76	0.18	9.8
LDPE	2.16	0.18	12.0
PET	2.05	0.18	11.4
Cardboard	0.84	0.92	0.9
Newspaper	2.13	1.27	1.7

Source: EPA (2006) Solid Waste Management and Greenhouse Gases:
A Life-Cycle Assessment of Emissions and Sinks, EPA 530-R-06-004

Examples: Energy Savings From Reuse and recycling

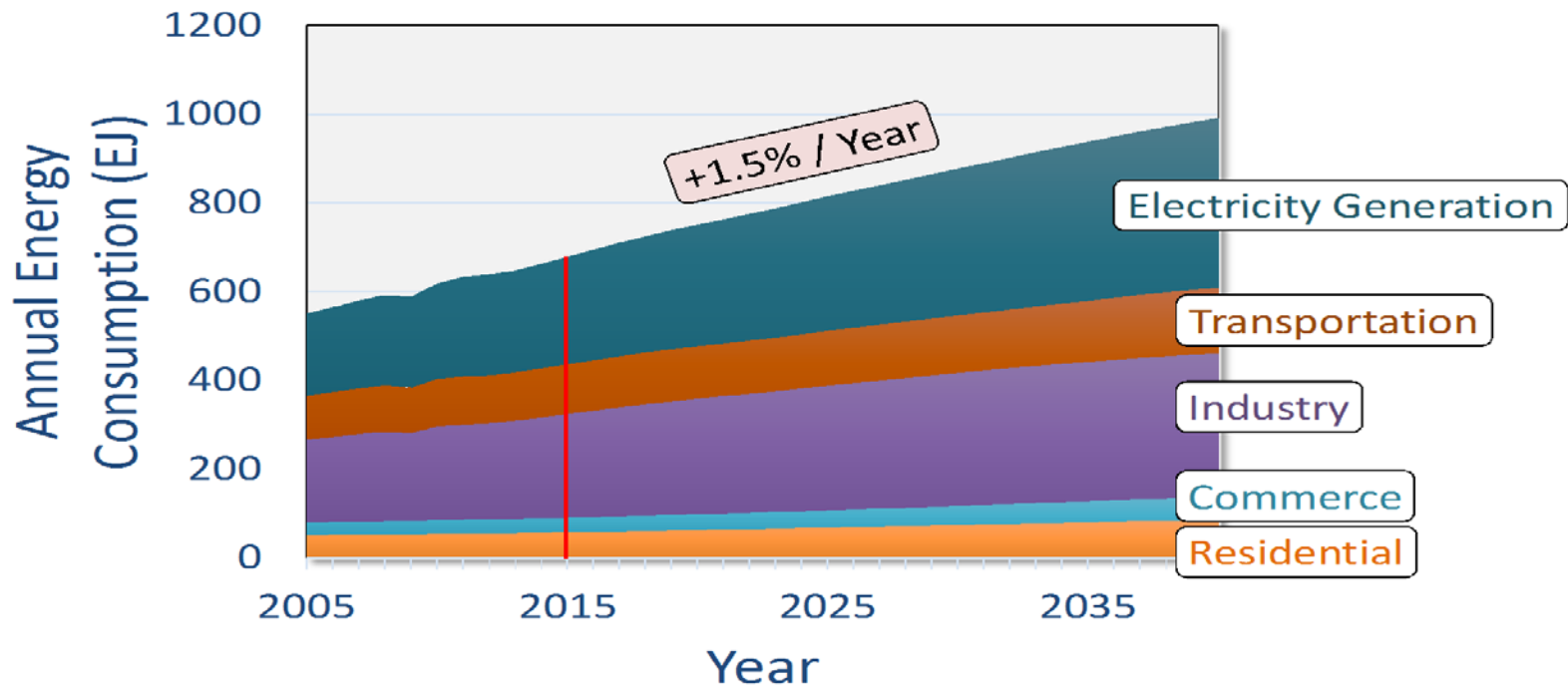
Material	Primary Production (cradle-to-gate in MJ/kg)*	Recycling (scrap-to-gate MJ/kg)	Savings Factor
Aluminum	194.7	10.3	19
Copper	~100	20 – 30	5 – 3.3
Steel	21.7	7.1	3
Steel section	33.3	16.0	2.1
PET	82.7	30.2	2.7
Paper	18	12	1.5
Glass	12	8	1.5

Slide by Roland Geyer, Santa Barbara UCSB

* 1 Kilowatt = 3.6 MJ

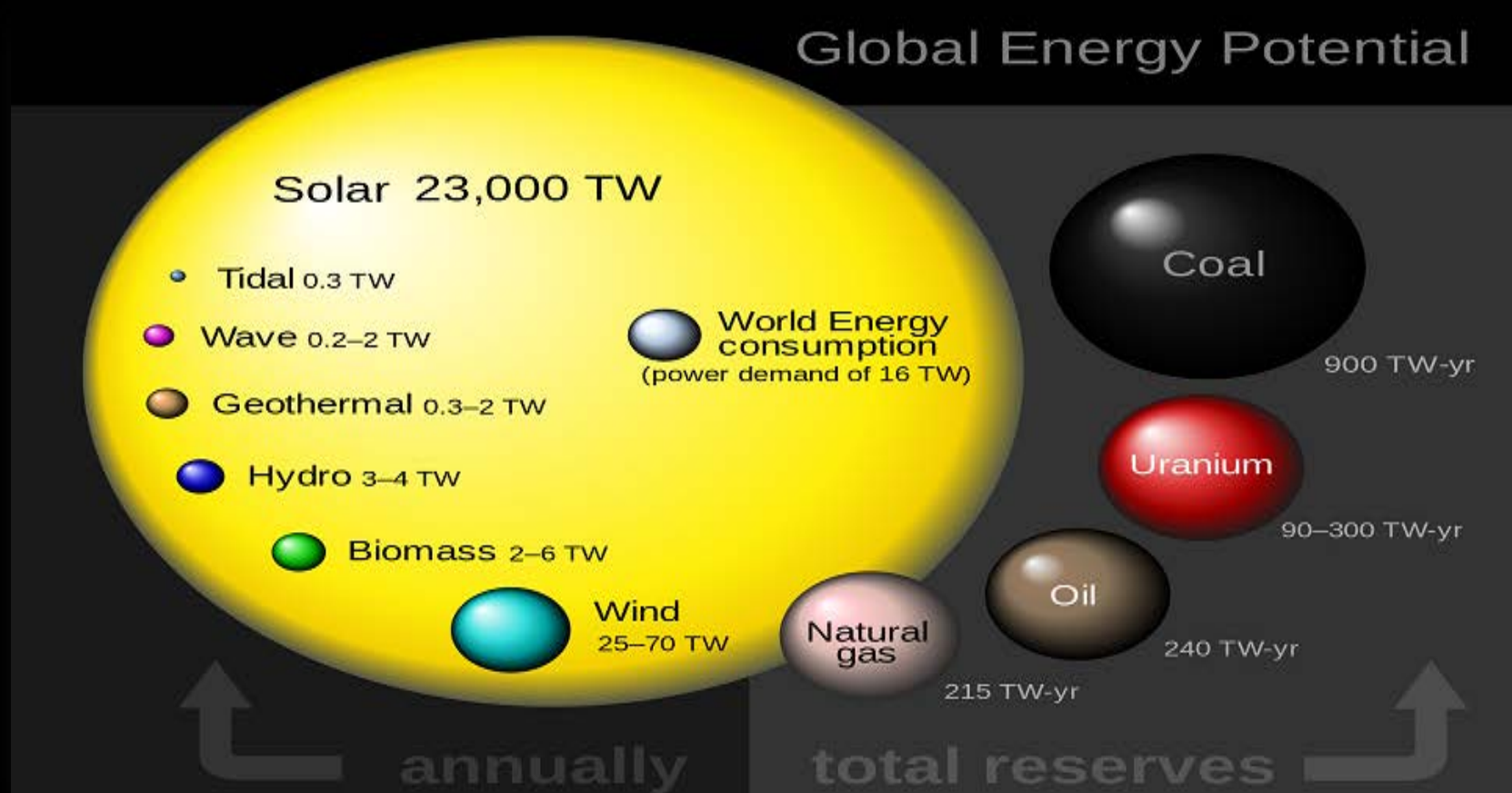
Energy Saving Is not an Effective Policy Solution due to the ever Growing Energy Needs

Need for Energy



Nature's Supply and Demand

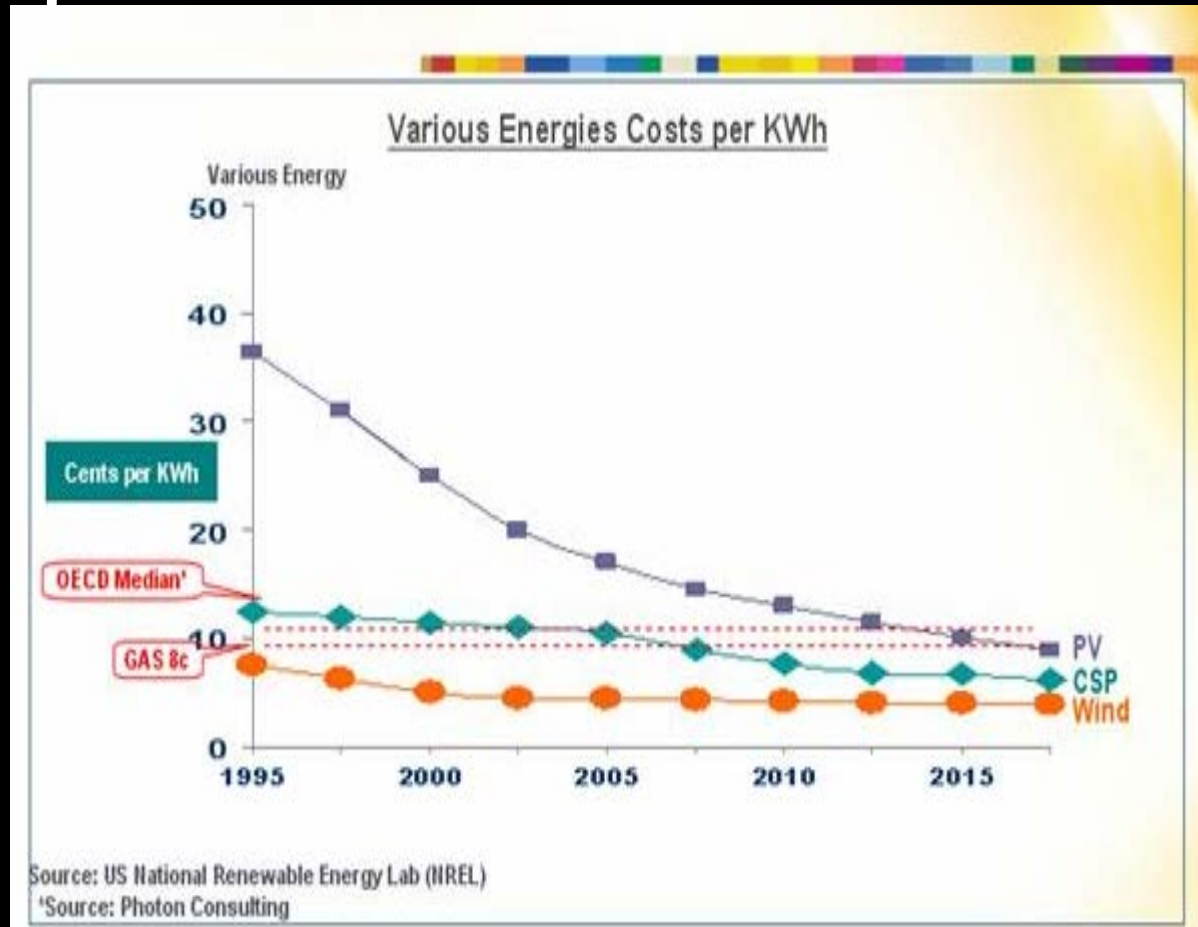
The (non) Scarcity of Resources



What do prices of Wind and Solar look like? Compared to Fossil Fuels

Hey, Guess what?
Prices of wind and CSP
Solar have just gotten
Below coal and gas
But no one bothered
to tell us 😊

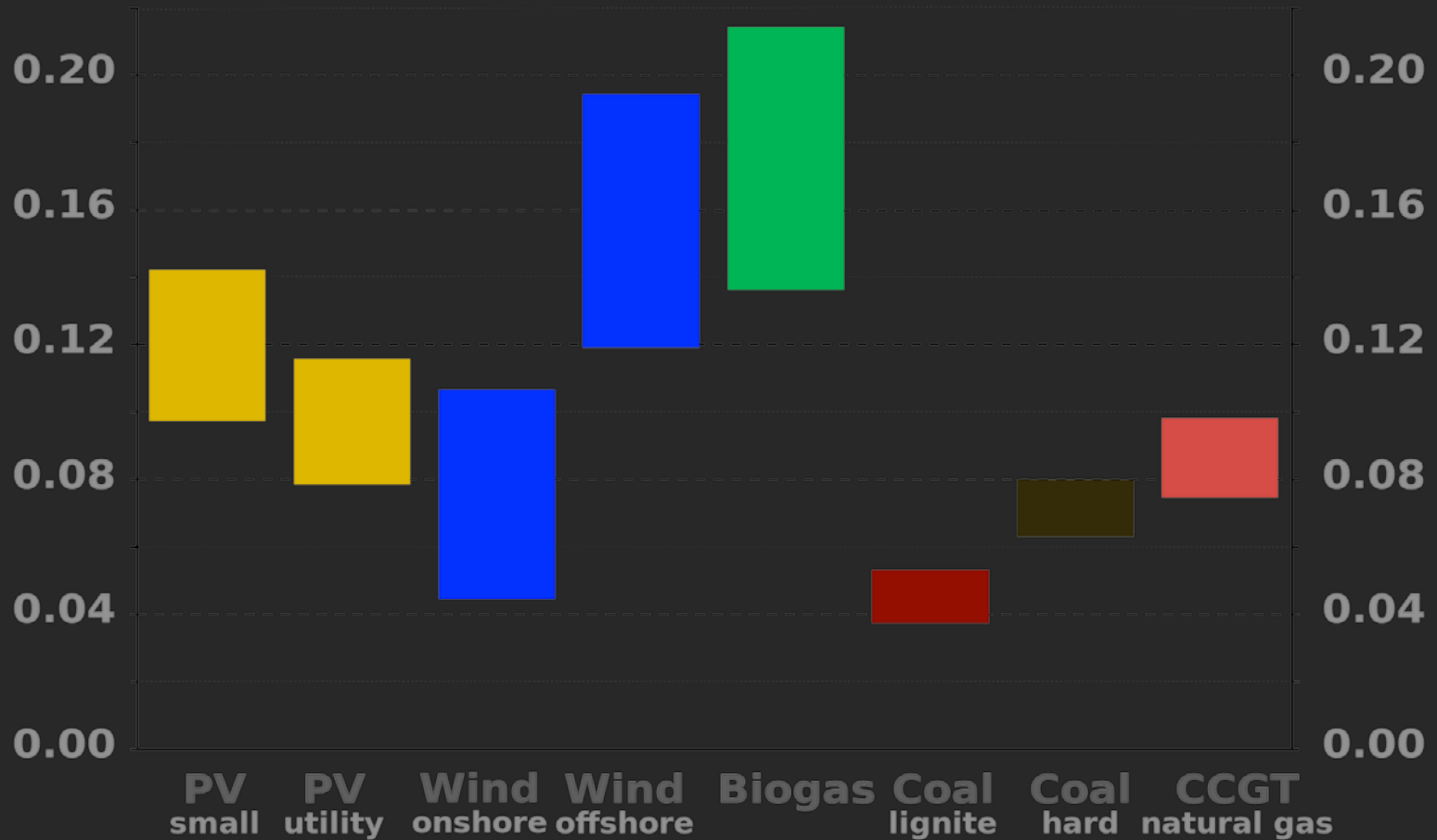
Should we start
investing in
solar and wind
energy?



Most Current Price Estimates

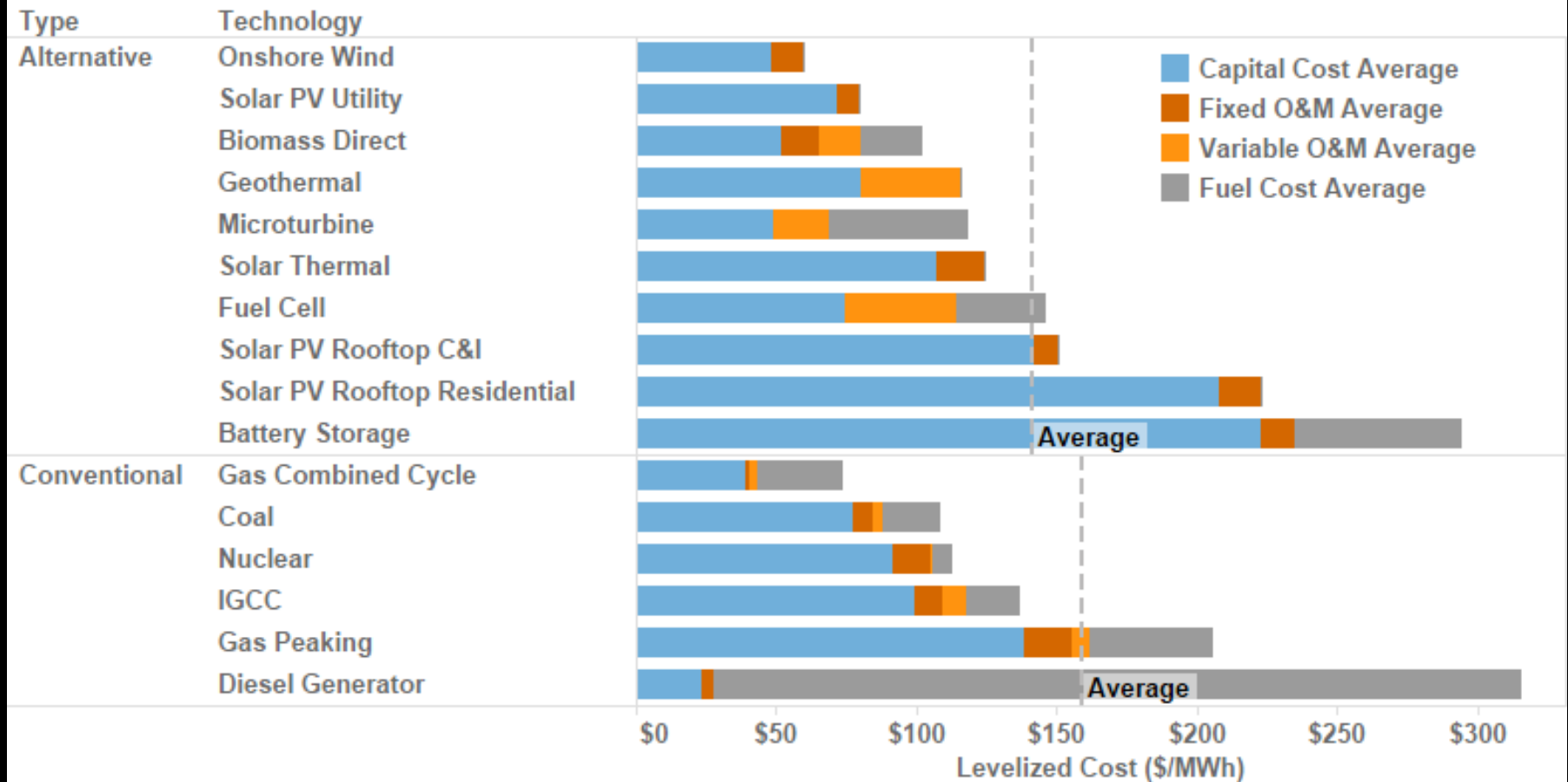
Levelized Cost of Electricity in € per kWh

Source: Fraunhofer ISE, Germany November 2013



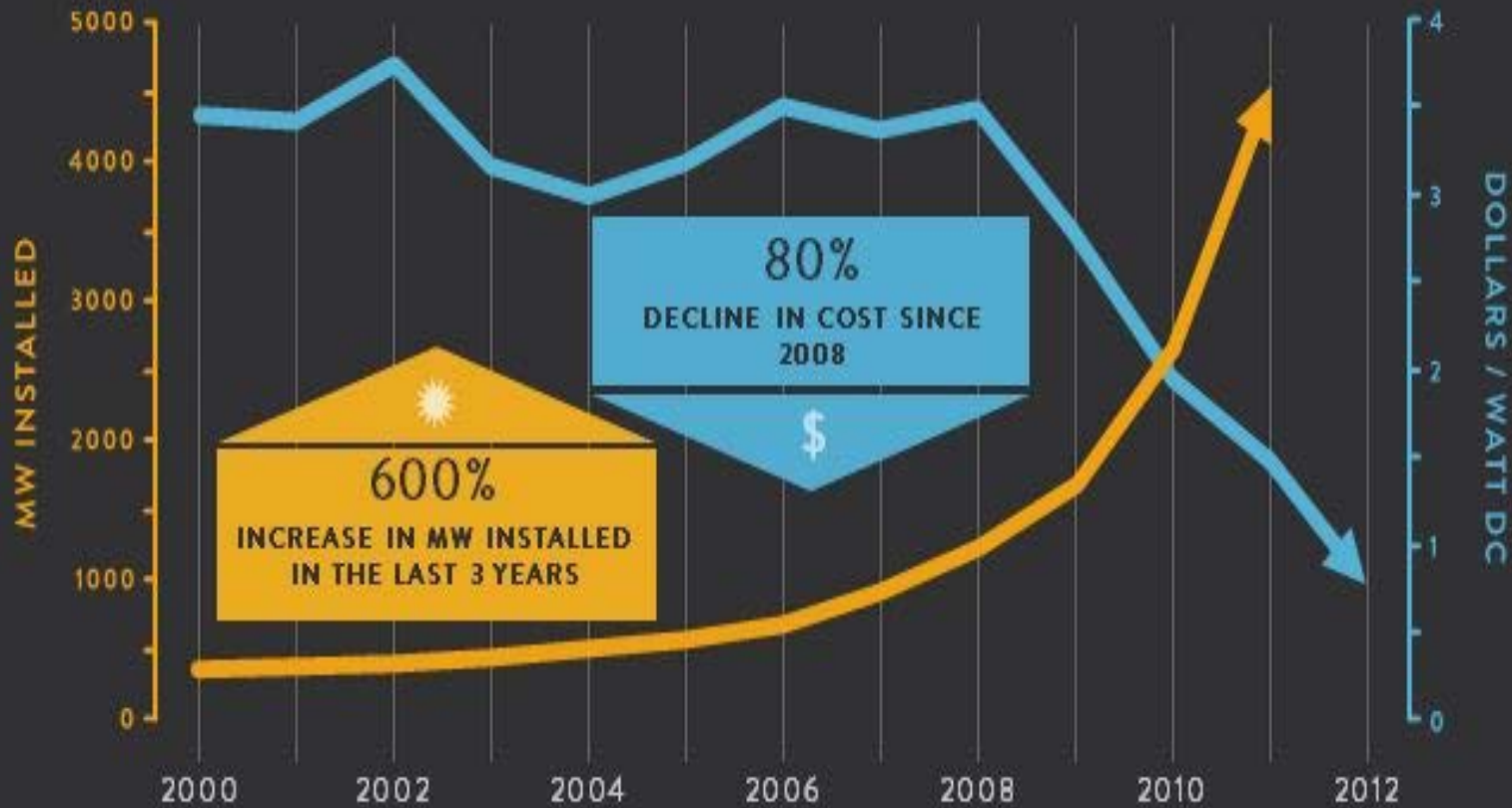
Another Estimate

Components of levelized cost of energy

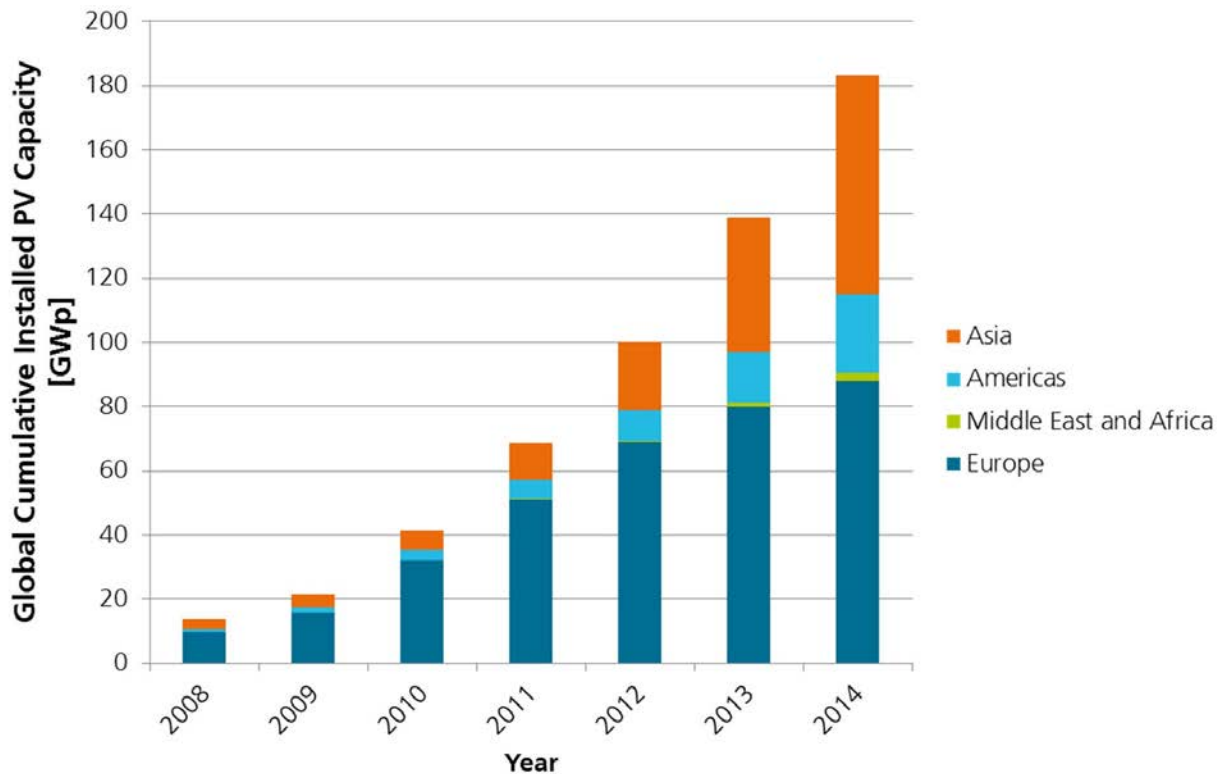


Source: Lazard's Levelized Cost of Energy Analysis--Version 8.0, September 2014
<http://www.lazard.com/PDF/Levelized%20Cost%20of%20Energy%20-%20Version%208.0.pdf>

LOWER PRICES DRIVE DRAMATIC GROWTH IN SOLAR



More Current Data on Actual Capacity Installations



The Virtuous Cycle



Tom Randall of the Bloomberg Report October 5 2015

Bloomberg and MacKensie Conclusion

- Tom Randall of Bloomberg, October 2015: Solar and Wind has just past another (no return) turning point: It never made less sense to build fossil fuel power plants
- Wood MacKensie Februar 2015: *Just as shale extraction reconfigured oil and gas, no other technology is closer to transforming power markets than distributed and utility scale solar.*

The Theoretical Question: Why then do we not see more of it yet?

- The study of misconceptions
- Concentrated versus diffused interests
- The Tipping Point Theory
- Social Movements or lack thereof...
- Market Failures
 - Information
 - Externalities
- The Institutional Approach
 - Path Dependence
 - The Lack in Market Structures
 - **The structure of the existing market**
 - **Economies and diseconomies of scale**

Economies and Diseconomies of Scale

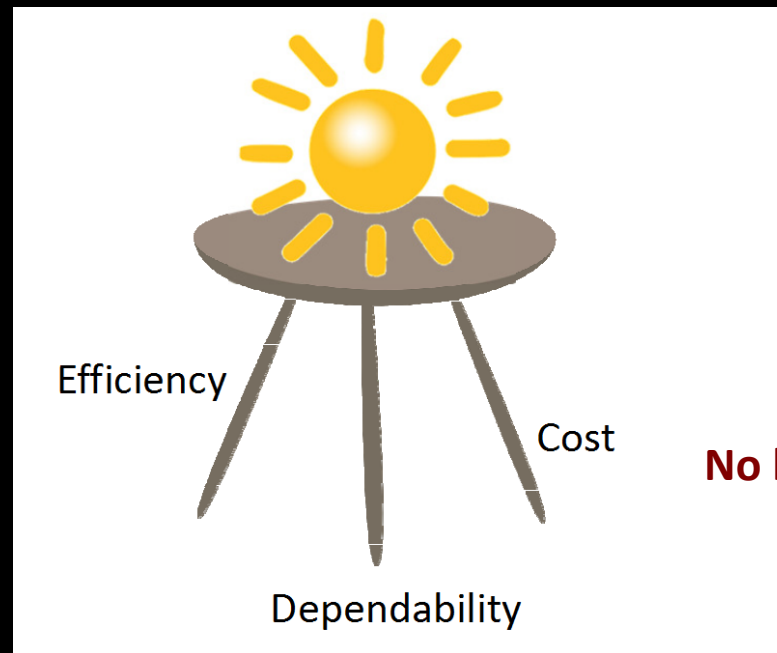
- Scientific Observation:
 - There are no Economies of Scale in the production of renewable energy
 - There are huge economies of scale in the production of energy off fossil fuels

Why?

- Transaction costs
- Technicalities
- Technological barriers
 - Cannot transport
 - Cannot store
 - Cannot really trade globally
 - The failure of CO2 global markets
 - ARCH COAL collapses; Barrel of Oil at \$ 30
 - And yet – Renewable Energy is doing just fine
 - Market Failure or Market Resilience?
 - Whatever the case may be, it explains the remarkable attractiveness of investing in renewable energy
 - **Warning: I am not an investment consultant**

Requirements for Success

Remains a Problem



No longer a problem

**Not Really
a Problem**

German energy transition is a democratic movement

Ownership of renewables in 2012

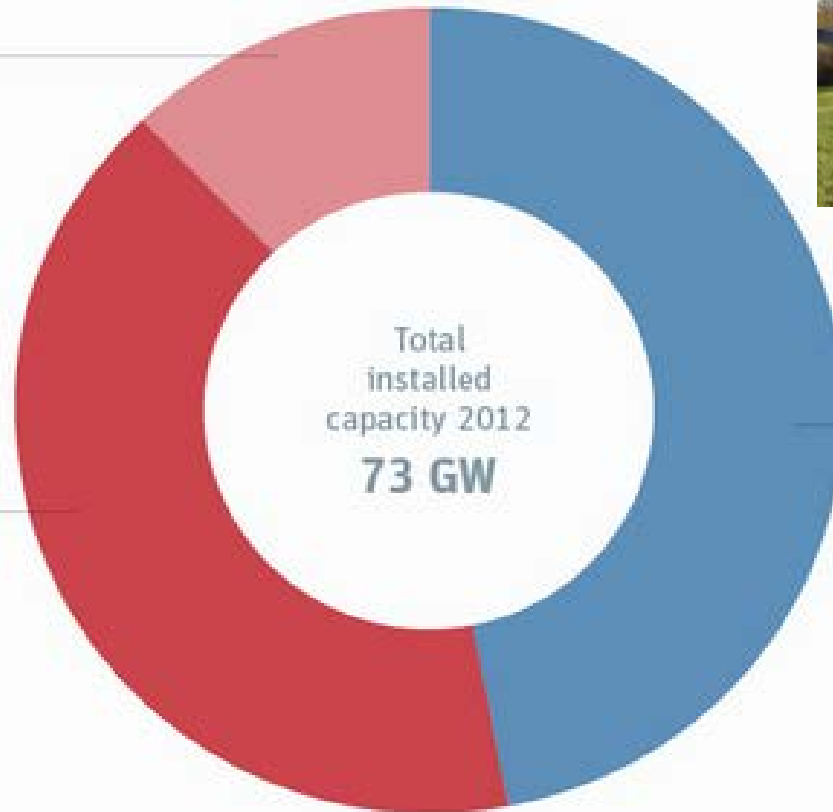
Source: AEE, www.unendlich-viel-energie.de



Energy suppliers
12%

Institutional
and strategic investors
41%

Citizens and coops
47%



“The Energiewende”

Off Grid Prosumerism is probably the best option for Renewable Energy

It is Efficient

It Does not require of us to worry about System and grid effects

It allows us to bypass the storage problem

In most developing economies it provides more energy than they are used to get

It would and does work in many developed countries as well

What do we need to worry about: An Ongoing Research Project

Secure property rights

Enabling regulations

Leave the prosumer alone attitude

Most Importantly: Educating a new Generation of
Professionals to know how to
Install, maintain and Secure these
Systems, technically legally and
Financially

But in Order to teach and train, we need to figure it all first, hence the urgent need for applied research

How do we cover and what Roof Tops?

Table 5: Electrical data analysis.

Bulding

PV/ Grid

Grid

eet

Thank you,

- Thank you

